

Flap Stays & Kitchen Fittings Catalogue 2011



Flap Stays



Carrousal



Mixer Lift

As the name suggests, INNOVATION and modern technology has always been our first priority. TATARIA holds a special place in the hardware industry by introducing a variety of design with high quality. Hence becoming the preferred choice of architects

TATARIA products list includes architectural fitting , furniture fittings, glass fittings, interior hardware , modular kitchen fittings and many more which gives a wide range of use to our clients.

Our products assured quality and functionality. we always stick to the goal of keep progressing with the best quality by providing more versatile and exclusive quality products, hence achieved customer satisfaction.

German made kitchen cabinet and flap fittings with new design line Integrated , Adjustable , damped Closing Action and wide application range.



## TATARIA'S HARDWARE INNOVATION

Basement No. 1, Hare Krishna A-1,  
Krishna Complex, Near Telephone Exchange,  
L.B.S. Road, Ghatkopar (W), Mumbai - 400086.

Tel.: 022 - 2511 0017 / 2510 5545

Telefax : 022 - 2511 4828

Email : [info@tataria.in](mailto:info@tataria.in)

[www.tataria.in](http://www.tataria.in)

<b>Product Description</b>	<b>Page No.</b>
F-20 Folding Flap Fitting	1
S-35 Up-and-over Flap Fitting	3
L-80 Parallel Lift Flap Fitting	5
T-65 Lift-up Flap Fitting	7
T-75 Lift-up Flap Fitting	9
T-105 Flap Stay	11
HW-01 Duo	13
HW-02 Maxi / HW-02S Maxi Soft	15
Quaturis-75	17
TA-01 Drawer Matt	19
SH - 40 Cabinet Fitting	20
AS - 41 Mixer Lift Fitting	21

## KINVARO F-20 Folding Flap Fitting



- For wall cabinets with split fronts
- Comfortable opening and closing of heavy flaps with spring support
- Integrated adjustable closing damper
- Opening limiter adjustable to 90°
- Wide range of applications for many different flap materials
- Weight 4.1 to 19.2 kg
- Pre-assembled Euro screws for fixing the fitting to the side wall
- Range of flaps: width: 450 – 1200 mm, height: 560 – 800 mm



## Application Range

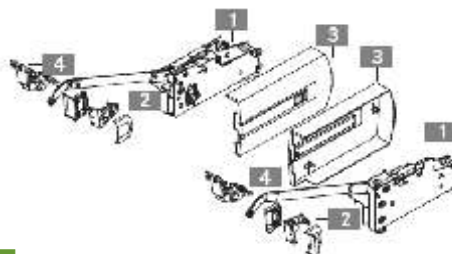
Cabinet height	Guide lever	Flap weight incl. handle (kg.)		
		Spring B	Spring C	Spring D
560 - 599	type 3	4.4 - 12.6	7.0 - 14.7	-
600 - 649	type 4	4.1 - 12.1	6.8 - 15.8	-
650 - 699	type 5	-	6.7 - 16.9	-
700 - 749	type 6	-	6.5 - 16.4	10.0 - 18.0
750 - 800	type 7	-	-	8.6 - 19.2

## Order Information

Cabinet height	Guide lever	Spring B	Spring C	Spring D	
Kinvaro F 20 set for wooder door					
560 - 599	type 3	606.212.110	606.212.111	-	
600 - 649	type 4	606.212.112	606.212.113	-	
650 - 699	type 5	-	606.212.114	-	
700 - 749	type 6	-	606.212.115	606.212.116	
750 - 800	type 7	-	-	606.212.117	
Kinvaro F 20 set aluminium frame door (19mm)					
560 - 599	type 3	606.212.041	606.212.042	-	
600 - 649	type 4	606.212.043	606.212.044	-	
650 - 699	type 5	-	606.212.045	-	
700 - 749	type 6	-	606.212.046	606.212.047	
750 - 800	type 7	-	-	606.212.048	
Extra Middle Hinge		606.711.100			

Kinvaro F-20 set comprises:

- 1 Fitting, right and left (1x)
- 2 Screw-on bracket for wood, incl. cover caps (2x)
- 3 Cover caps, right and left, in grey RAL 7040 (2x)
- 4 Connecting hinges (2x)
- 5 Cabinet auto hinge 125° (2x)

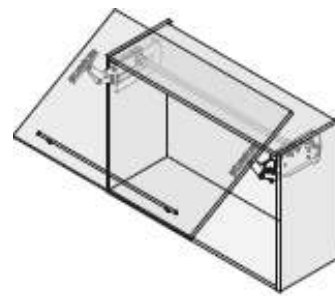




## KINVARO S-35 Up-And-Over Flap Fitting



- Allows the use of cornices, pelmets and attached lights
- Suitable for handle-free fronts
- Integrated adjustable damping system enables quiet, gentle closing
- Flap 3-dimensionally adjustable - height, side, angle: direct adjustment  $\pm 1.5$  mm
- Fast, tool-free installation
- Securely holds flap in any position from 45° opening angle
- Range of flaps:  
width: 450 – 1200 mm  
height: 420 – 750 mm



## Application Range

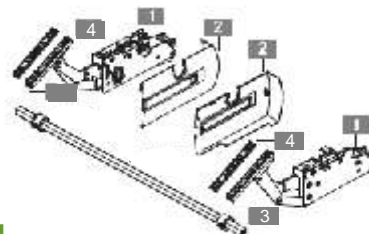
Flap height	Flap Weight incl. handle (kg)		
	Spring B	Spring C	Spring D
420 - 449	5.0 - 11.0	-	-
450 - 479	5.0 - 12.0	-	-
480 - 509	5.0 - 12.5	-	-
510 - 539	5.0 - 13.0	-	-
540 - 569	5.0 - 12.5	6.0 - 14.0	-
570 - 599	5.0 - 11.0	5.5 - 12.0	11.5 - 14.5
600 - 629	4.0 - 10.0	5.5 - 11.5	10.5 - 15.5
630 - 659	-	4.5 - 11.0	8.5 - 16.0
660 - 689	-	4.0 - 10.0	7.5 - 15.0
690 - 719	-	4.0 - 8.5	6.5 - 13.5
720 - 750	-	4.0 - 8.0	6.5 - 12.5

## Order Information

Flap height	Spring B	Spring C	Spring D	
Kinvaro S-35 set for wooden door				
420 - 750	606.212.118	606.212.119	606.212.120	
Kinvaro S-35 set for aluminium frame door				
420 - 750	606.212.049	606.212.050	606.212.051	
Cross bar	900mm	606.711.200		
	1200mm	606.711.201		

Kinvaro S-35 set comprises: 2

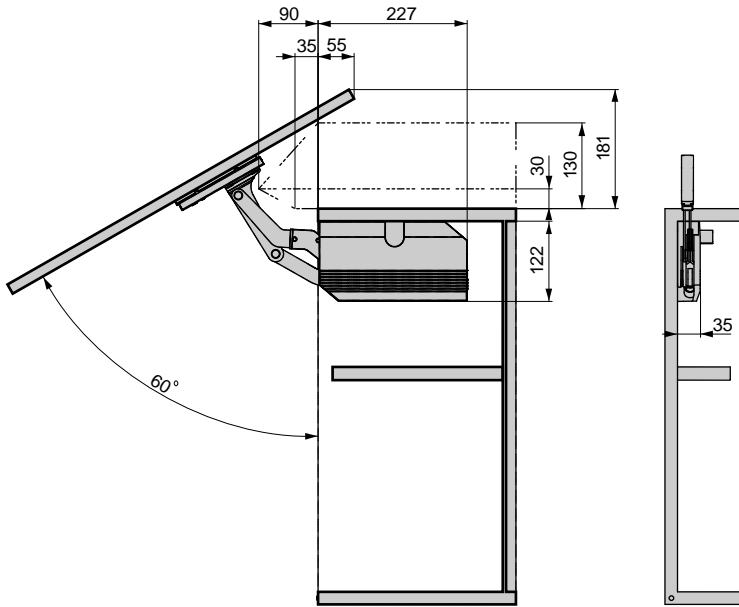
- 1 Fitting, right and left (1x)
- 2 Cover caps, right and left, in grey RAL 7040 (2x)
- 3 Sliding sleeves (2x)
- 4 Mounting plates (2x)



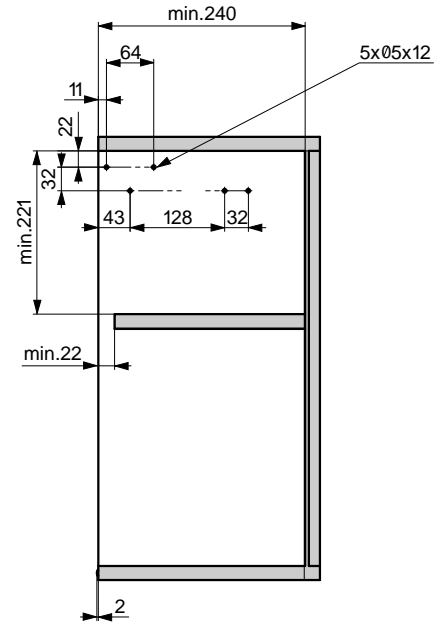
Note : Cross bar should be ordered separately

## ASSEMBLY AND INSTALLATION INFORMATION

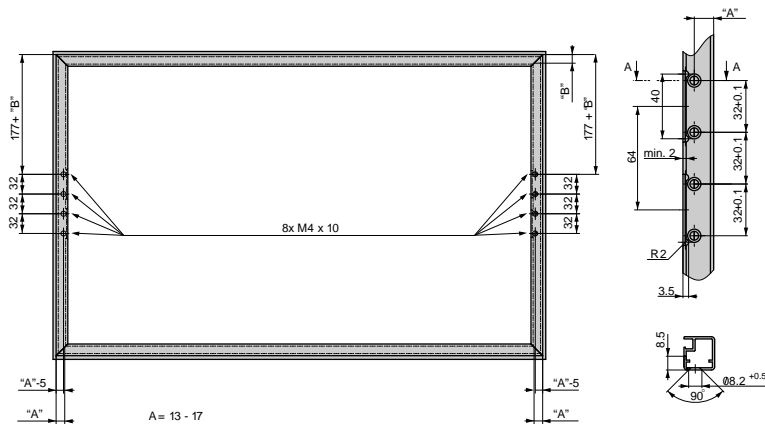
### Required space



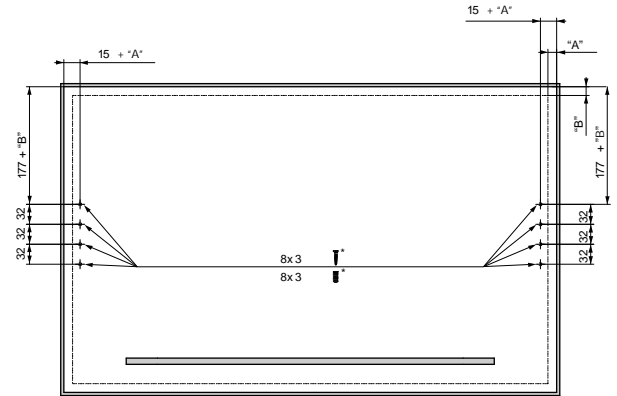
### Side wall drilling positions



### Front: Installation for flaps with standard aluminium frame profiles (19mm)



### Front: Installation for wooden and frame flaps (min. 45 mm width)



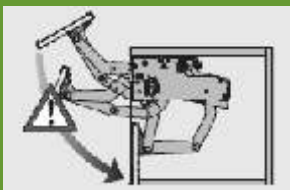
### Calculation of flap weight

Flap width x flap height x flap thickness x density<sup>1</sup> + weight of handle<sup>2</sup> = weight of flap

<sup>1</sup>Densities: MDF 0.85 kg/dm<sup>3</sup>, chipboard 0.65 kg/dm<sup>3</sup>, spruce/pine 0.45 kg/dm<sup>3</sup>

<sup>2</sup>For bar handles, allow 0.1 kg for each 100 mm handle width. We recommend a trial fitting

### WARNING



Important!  
Caution! Risk of injury!  
Fitting is spring-loaded.

### LEGEND

FAO Front overlay, top  
FAS Front overlay, side  
LWK Inside cabinet width



## L-80 Parallel Lift Flap Fitting



- Extremely smooth movement
- Also suitable for handle-free fronts
- Holds flap securely in any position
- Wide range of applications for various flap materials and weights, e.g. wood, glass, MDF with narrow or wide aluminium or wooden frames
- Easy to fit
- Extremely strong
- Adjustable damping system
- Range of flaps: width: 450 – 1200 mm, height: 410 – 600 mm



## Application Range

Cabinet height	Guide lever	Flap weight incl. handle(kg.)	
		Spring B	Spring C
410 - 429	type 4	4.5 - 8.0	-
430 - 600	type 5	-	7.0 - 14.6

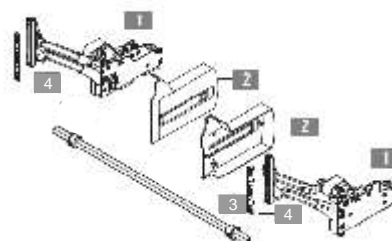
## Order Information

Cabinet height	Guide lever	Spring B	Spring C	
Kinvaro L - 80 set for wooden door				
410 - 429	type 4	606.212.121	-	
430 - 600	type 5	-	606.212.122	
Kinvaro L - 80 set for aluminium frame door				
410 - 429	type 4	606.212.052	-	
430 - 600	type 5	-	606.212.053	

Cross bar	900mm	606.711.200	
	1200mm	606.711.201	

Kinvaro L-80 set comprises:

- 1 Fitting, right and left (1x)
- 2 Cover caps, right and left, in grey RAL 7040 (2x)
- 3 Sliding sleeves (2x)
- 4 Mounting plates (2x)



Note : Cross bar should be ordered separately





## T-65 Lift Up Flap Fitting



- Integrated adjustable damping system enables quiet, gentle closing
- Extremely comfortable opening thanks to spring-supported opening mechanism
- No hinges fitted to the top panel
- Variable opening angle - holds flap securely at any angle between 45° and 100°
- Allows additional cabinet installation above
- Range of flaps:  
width: up to 1200 mm  
height: 250 600 mm



## Application Range

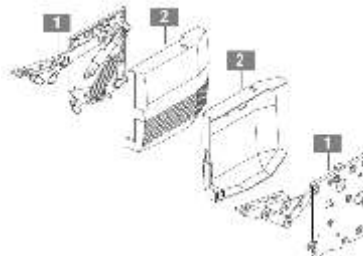
Flap height	Flap weight incl. handle (kg.)	
	Spring on both sides black	
250	2.4 - 7.4	
300	2.0 - 6.3	
350	1.7 - 5.4	
400	1.5 - 4.7	
450	1.3 - 4.2	
500	1.3 - 3.9	
550	1.3 - 3.4	
600	1.3 - 3.1	

## Order Information

Kinvaro T -65 set				
Designation	Springs	Version for	Overlay	Item No.
Kinvaro T -65 on the right without and on the left with damper, pre-assembled springs, black, incl. cover caps, grey RAL 7040	Black	Wood	Variable	606.212.123
		Aluminium	17	606.212.054

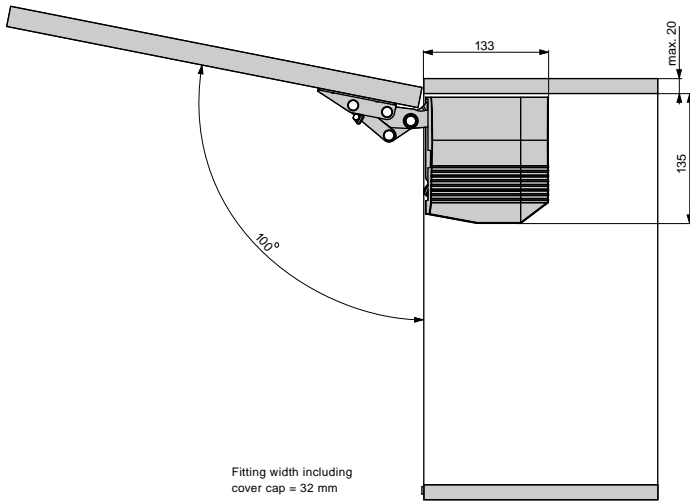
Kinvaro T-65 set comprises: 1

- 1 Fitting on the right without and on the left with damper (1x)
- 2 Cover caps, right and left, in grey RAL 7040 (2x)

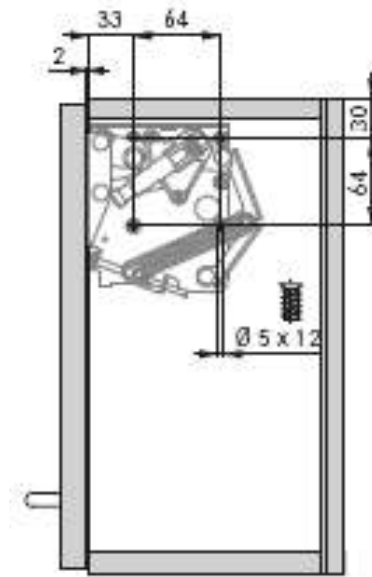


## ASSEMBLY AND INSTALLATION INFORMATION

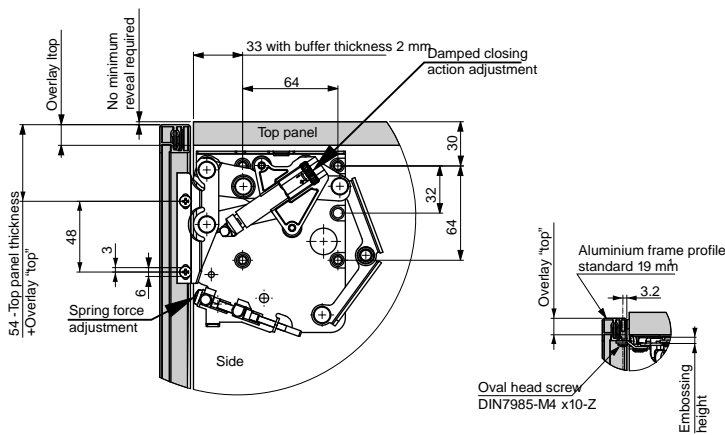
### Required space



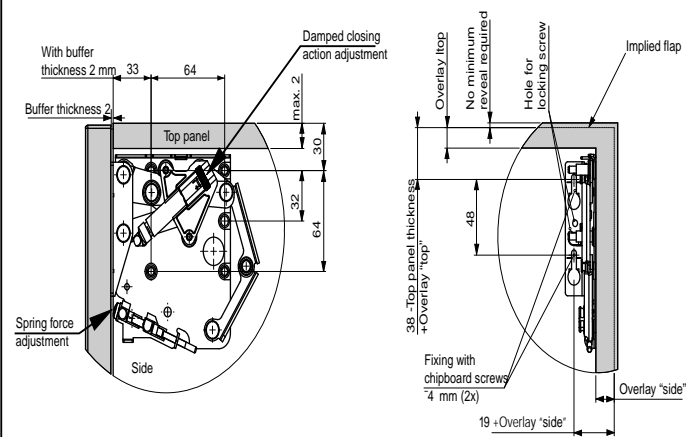
### Side wall drilling positions



### Front: Installation for flaps with standard aluminium frame profiles (19mm)



### Front: Installation for wooden and frame flaps (min. 45 mm width)



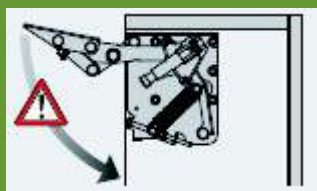
### Calculation of flap weight

Flap width x flap height x flap thickness x density<sup>1</sup> + weight of handle<sup>2</sup> = weight of flap

<sup>1</sup>Densities: MDF 0.85 kg/dm<sup>3</sup>, chipboard 0.65 kg/dm<sup>3</sup>, spruce/pine 0.45 kg/dm<sup>3</sup>

<sup>2</sup>For bar handles, allow 0.1 kg for each 100 mm handle width. We recommend a trial fitting

### WARNING



Important!  
Caution! Risk of injury!  
Fitting is spring-loaded.

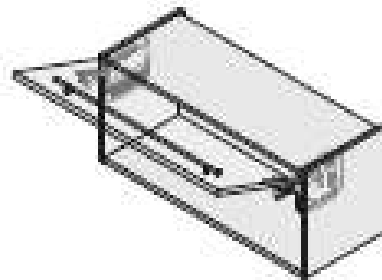
### LEGEND

F Reveal  
FAS Front overlay, side

## T-75 Lift Up Flap Fitting



- Integrated adjustable damping system enables quiet, gentle closing
- Extremely comfortable opening thanks to spring-supported opening mechanism
- No hinges fitted to the top panel
- Variable opening angle - holds flap securely at any angle between 45° and 110°
- Allows additional cabinet installation above
- Range of flaps:  
width: up to 1200 mm  
height: 400 – 600 mm



## Application Range

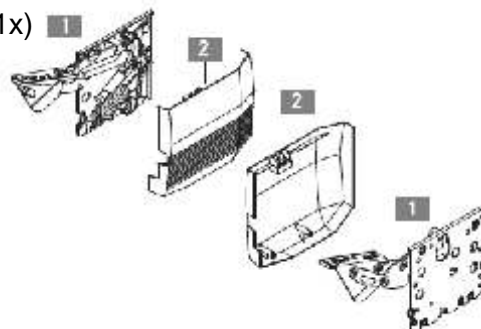
Flap height	Flap weight incl. handle (kg.)	
	Spring Standard	
400	7.0 - 11.0	
450	6.7 - 9.6	
500	5.8 - 8.5	
550	5.6 - 7.6	
600	5.2 - 7.0	

## Order Information

Kinvaro T - 75 set				
Designation	Springs	Version for	Overlay	Item No.
Kinvaro T -75 on the right without and on the left with damper, incl. cover caps, grey RAL 7040	Standard	Wood	Variable	606.212.124
		Aluminium	17	606.212.055

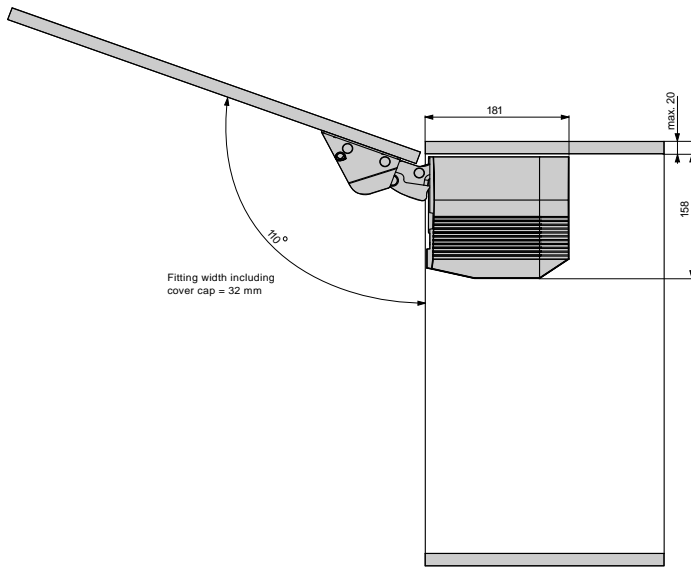
Kinvaro T-75 set comprises: 1

- 1 Fitting on the right without and on the left with damper (1x)
- 2 Cover caps, right and left, in grey RAL 7040 (2x)

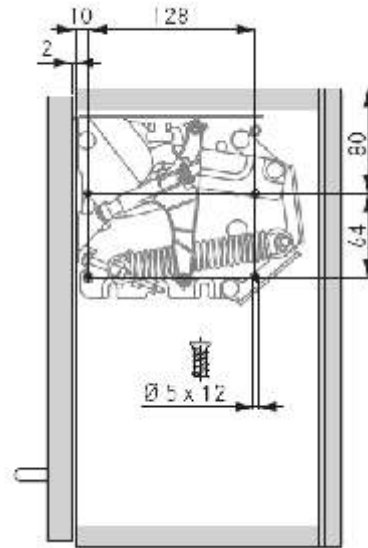


## ASSEMBLY AND INSTALLATION INFORMATION

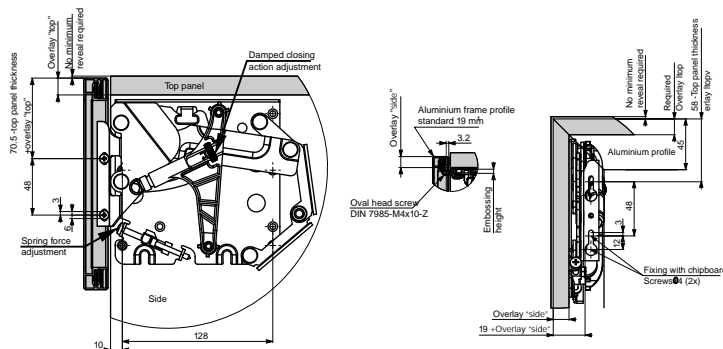
### Required space



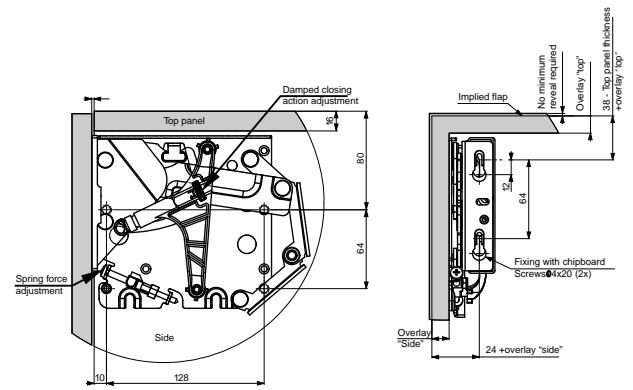
### Side wall drilling positions



### Front: Installation for flaps with standard aluminium frame profiles (19mm)



### Front: Installation for wooden and frame flaps (min. 45 mm width)



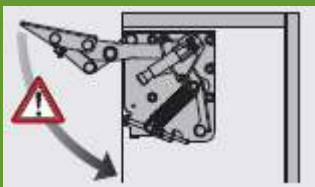
### Calculation of flap weight

Flap width x flap height x flap thickness x density<sup>1</sup> + weight of handle<sup>2</sup> = weight of flap

<sup>1</sup>Densities: MDF 0.85 kg/dm<sup>3</sup>, chipboard 0.65 kg/dm<sup>3</sup>, spruce/pine 0.45 kg/dm<sup>3</sup>

<sup>2</sup>For bar handles, allow 0.1 kg for each 100 mm handle width. We recommend a trial fitting

### WARNING



Important!  
Caution! Risk of injury!  
Fitting is spring-loaded.

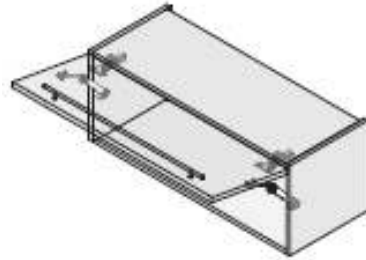
### LEGEND

F Reveal  
FAS Front overlay, side

## T-105 Flap Stay



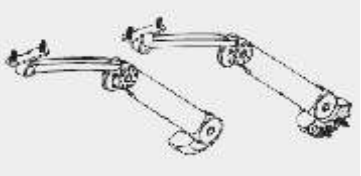
- Variable opening angle, holds flaps securely from 45° to 105°
- Spring-supported opening function
- Convenient access, flap lifts clear of the work area
- Suitable for wooden doors and aluminium frames with glass infill
- Allows additional cabinet installation above
- Maintenance-free, no re adjustment required
- High-quality zinc die casting, nickel-plated
- Range of flaps: width: up to 1200 mm, height: 300 – 500 mm



## Application Range

Flap height	Number of flap stay	Flap weight incl. handle (kg.)	
		Spring	black
300	1	2.8	5.2
	2	5.6	10.4
350	1	2.4	4.8
	2	4.8	9.6
400	1	2.2	4.0
	2	4.4	8.0
450	1	1.9	3.8
	2	3.8	7.6
500	1	1.7	6.7
	2	3.4	13.4

## Order Information

Kinvaro T - 105 set				
	Springs	Version for	Overlay	Item No.
Kinvaro T -105 right adjustable standard springs, incl. black cover cap	Black	Wood	Variable	606.212.125
		Aluminium	17	606.212.056

Kinvaro T-105 set comprises:

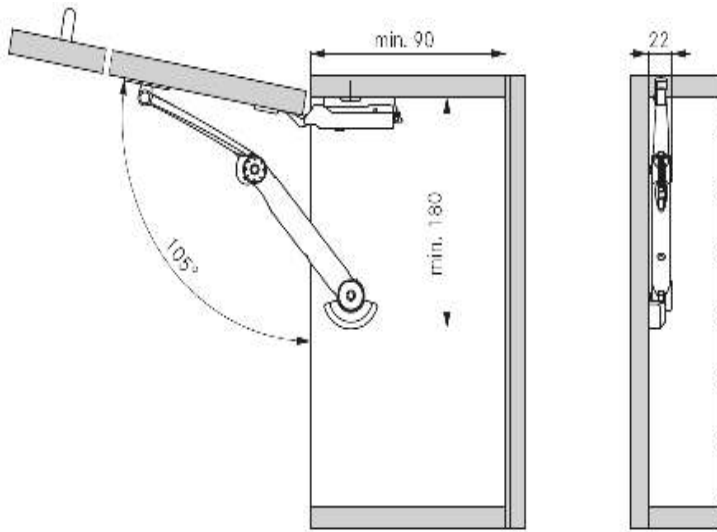
- 1 Fitting, right or left (1x)
- 2 Cover caps, right or left, in black (1x)
- 3 Mounting plates (1x)



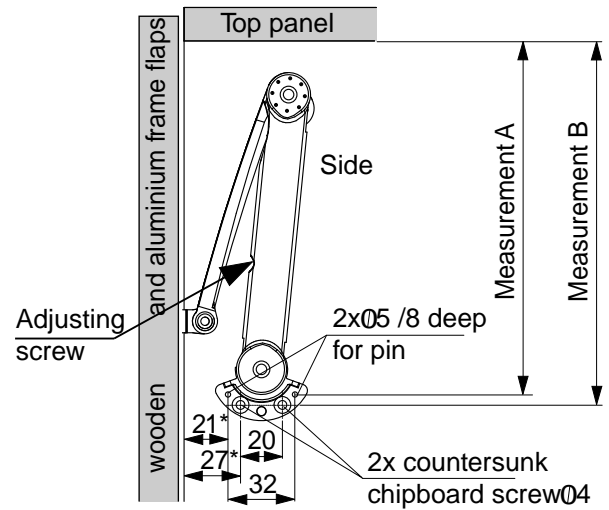


## ASSEMBLY AND INSTALLATION INFORMATION

### Required space

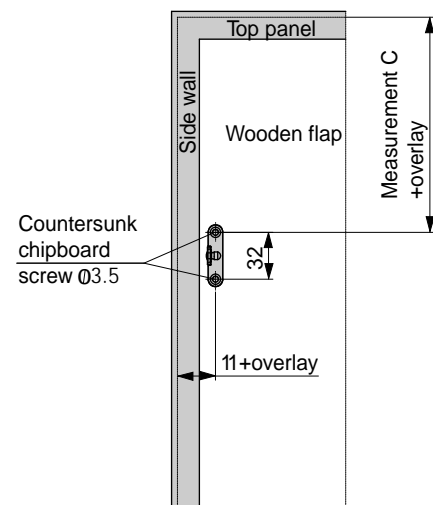
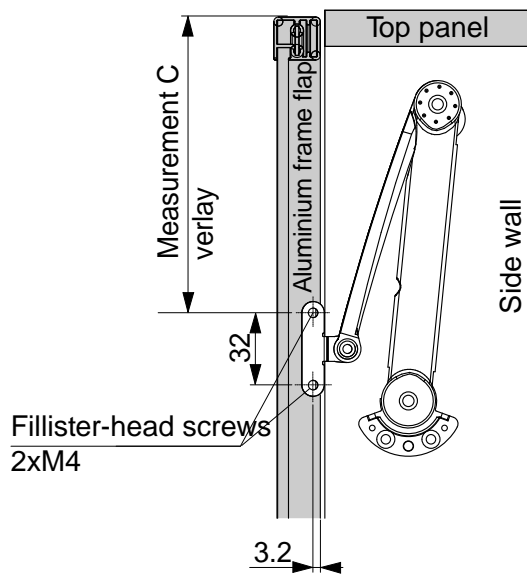


### Side wall drilling positions



Front: Installation for flaps with standard aluminium frame profiles (19mm)

Front: Installation for wooden and frame flaps (min. 45 mm width)



### Calculation of flap weight

Flap width x flap height x flap thickness x density<sup>1</sup> + weight of handle<sup>2</sup> = weight of flap

<sup>1</sup>Densities: MDF 0.85 kg/dm<sup>3</sup>, chipboard 0.65 kg/dm<sup>3</sup>, spruce/pine 0.45 kg/dm<sup>3</sup>

<sup>2</sup>For bar handles, allow 0.1 kg for each 100 mm handle width. We recommend a trial fitting

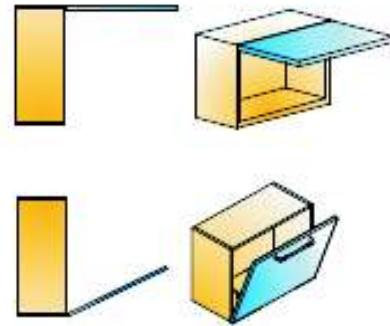
### LEGEND

- A Fixing dimension, side wall
- B Fixing dimension, side wall
- C Fixing dimension, front
- FAO Front overlay, top
- FAS Front overlay, side
- MH Mounting plate height

## HW-01 Duo



- For small to medium-size doors
- Holding and soft-down function
- Easy clip-on installation onto fixation brackets
- Non-handed
- Opening angle suitable at 75°, 90° or 110°
- Universal for left and right both
- Distance from edge is 28 mm
- Flap locks in any position
- Maximum flap weight capacity is approx 4 kg.




## Order Information

Area of application	Item No.
For wooden flap or flap with aluminium frames, from frame width 45 mm	606.212.127
For flap with aluminium frame with frame width 20 mm	606.212.057

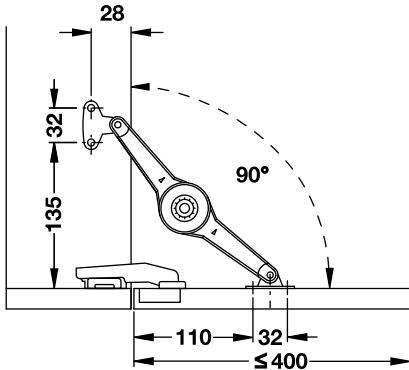
HW-01 Duo set comprises:

- 1 Lid stay (1x)
- 2 Mounting bracket (1x)
- 3 Screw-on bracket (1x)

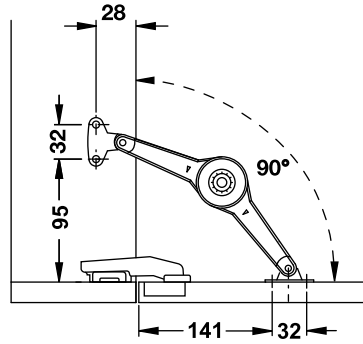


## ASSEMBLY AND INSTALLATION INFORMATION

### Mounting details for drop down doors

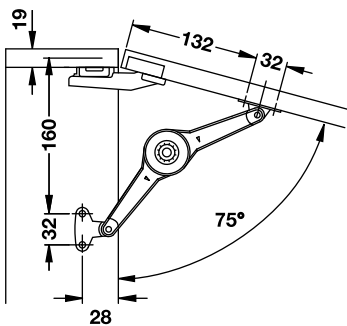


Mounting without magnet

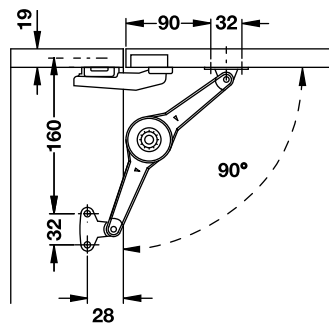


Mounting with magnet

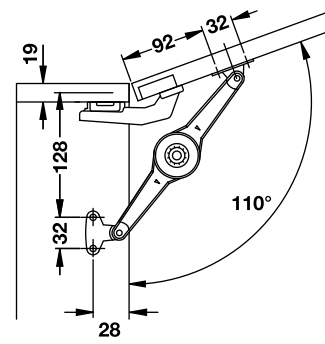
### Mounting details for lift up doors



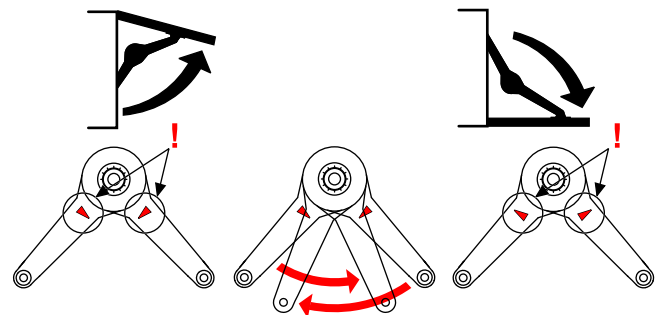
Opening angle 75°



Opening angle 90°



Opening angle 110°



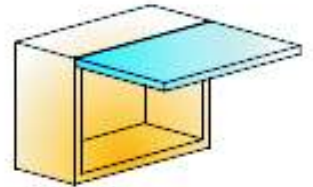

Use as lid stay

Use as flap stay

## HW -02 Maxi Lid Stay / HW-02S Maxi Soft Close



- For medium and very heavy lids
- Even very large and heavy doors can be sustained in any chosen position
- Easy clip-on installation onto fixation brackets
- Non-handed
- Opening angle suitable at 75°, 90° or 110°
- Universal suitable for left and right both
- Distance from edge is 28 mm



## Application Range


Flap Height (MM)	Opening angle 75°	Opening angle 90°	Opening angle 110°
300	15.4 - 27.3	11.9 - 20.8	9.2 - 15.0
400	11.6 - 20.5	8.9 - 15.6	6.9 - 11.2
500	9.4 - 16.2	7.2 - 12.5	5.7 - 9.0
600	7.6 - 13.7	6.0 - 10.4	4.5 - 7.6
700	6.5 - 11.4	4.9 - 8.7	3.8 - 6.2
800	5.7 - 10.4	4.4 - 7.8	3.4 - 5.6
900	5.2 - 9.1	3.9 - 6.9	3.0 - 5.0
1000	4.6 - 8.2	3.6 - 6.2	2.7 - 4.5

## Order Information

Model	Item No.
For wooden flap and flap with aluminium frame, from frame width 45 mm	606.212.128
For flap with aluminium frame with frame width 20 mm	606.212.058

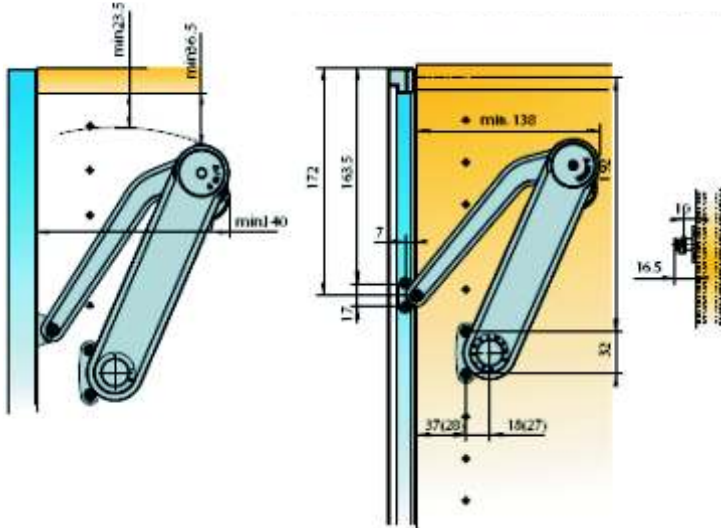
HW-02 MAXI set comprises:

- 1 Lid stay (1x)
- 2 Mounting bracket for cabinet, edge distance 28mm (1x)
- 3 Mounting bracket for wooden flap (wide aluminium frame) or for 20 mm aluminium frame (1x)

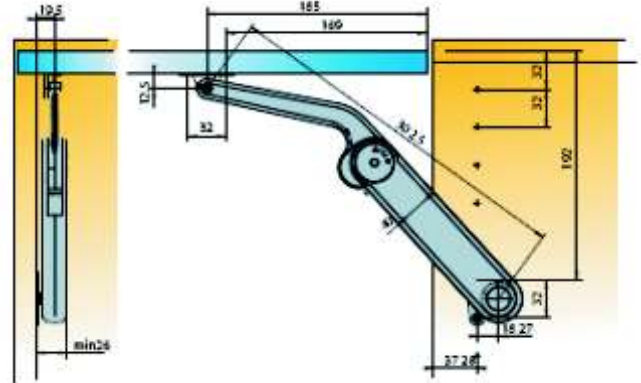


## ASSEMBLY AND INSTALLATION INFORMATION

### Installation for aluminium frame profiles (20mm)



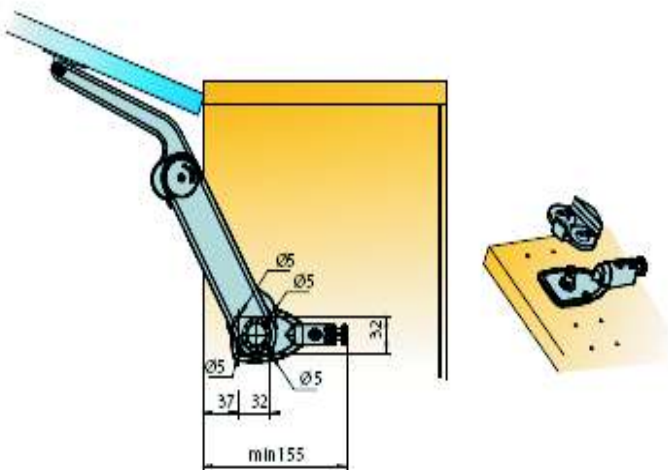

### Installation for wooden and frame flaps



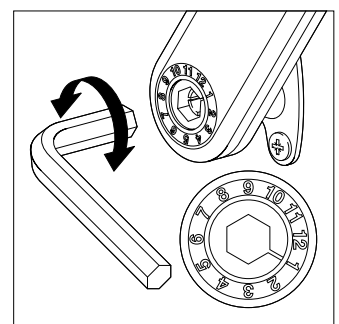
### Installation for Maxi Soft

HW-02S MAXI SOFT set comprises:

- 1 Lid stay
- 2 Mounting bracket for cabinet, edge distance 28mm
- 3 Mounting bracket for wooden flap (wide aluminium frame) or for 20 mm aluminium frame
- 4 Soft close




### Adjusting the braking effect

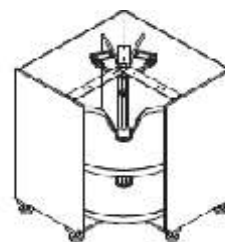




## Quaturis 75



- Individual vertical adjustment of plastic shelves for different cabinet heights
- Uniform door application with optimum stability for standard and frame doors
- Perfect reveal alignment through three dimensional door adjustment (height, sides, depth)
- Integrated door lowering mechanism allows small reveals between door and work top
- Outstanding movement and closing process with integrated, individually adjustable closing damper
- Easy straight forward installation
- Maintenance-free
- ¾ circle plastic shelves
- Made of plastic, white
- Anti-static surface
- Strong ribbed design for extra stability



## Order Information

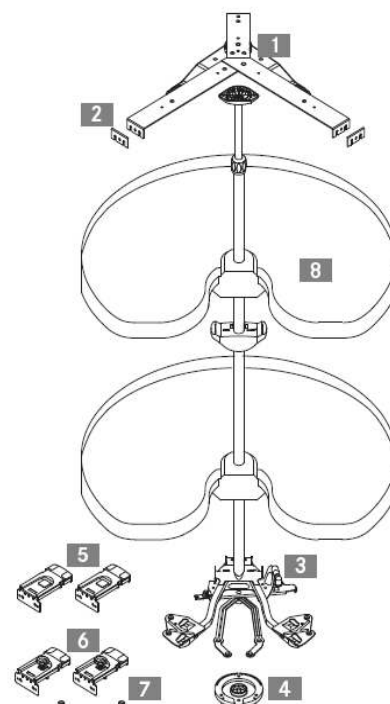
Quaturis 75 corner cabinet pie-cut fitting set with plastic shelves

KB	LHK	Item No.
800	690 - 910	607.213.011
900		607.213.012



QUATURIS 75 Set comprises :

- 1 Bearing cross with top door bearing fitted at factory (1x)
- 2 Spacer plates for 16 mm side wall thickness (2x)
- 3 Base fitting with telescopic tube and shelf bearers (1x)
- 4 Curve disc (1x)
- 5 Top door brackets (2x)
- 6 Bottom door brackets (2x)
- 7 Transport protection caps (2x)
- 8 Plastic shelves, White (2 x)





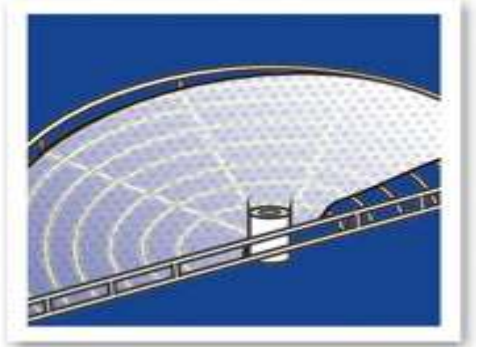
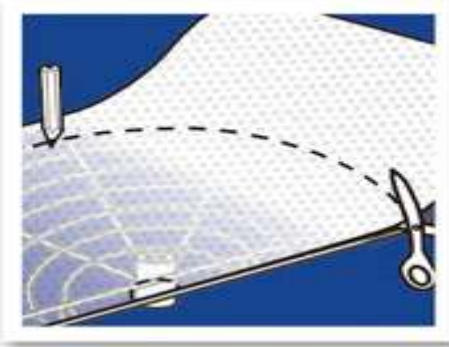
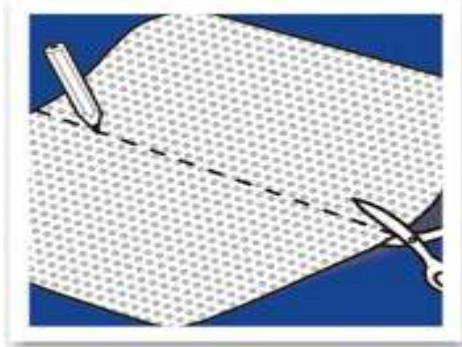


## TA-01 Drawer Matt



- High friction resistance
- Highest security against slipping
- Easy cleaning
- Transparent clear white colour available
- Cut to a fixed measurement
- Standard size 500mm x 1500mm available
- Protects drawers and shelves
- Dust Protection for cupboard shelves

## Application Range




Size	Colour	Item No.
500mm X 1500mm	Transparent clear white	605.211.021

## Order Information



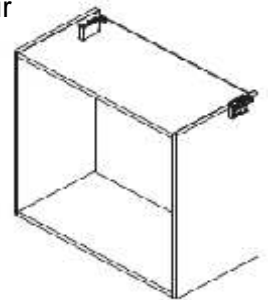
## SH-40 Cabinet Suspension Fitting



- Load rating up to 130 kg per wall cabinet (DIN 68840)
- All-steel design, corrosion-resistant, galvanised
- Extremely strong
- Surface-mounted, requires little space
- For suspension from steel rails, hooks and wooden rails, with slip guard for hook suspension
- Screw lock prevents unintended loosening
- fast, accurate adjustment using Pozidriv size 2 cross-head screwdriver
- Automated installation is possible
- Cover caps in white colour

SH-40 set comprises:

- 1 right-hand version (1x)
- 2 left-hand version (1x)
- 3 cover caps, white (2x)



## Order Information


Colour White	Item No.
SH-40 lift/right, incl. cover caps and wall mounting plates	609.215.031

Space required inside the cabinet	Space required at the side wall	Back wall cut-out
Fixing with hook	Fixing with rail	Note:
<p>Adjustment ranges with hook:</p> <ul style="list-style-type: none"> <li>• Downwards 10 mm</li> <li>• Upwards 8 mm</li> <li>• To the back 7 mm</li> <li>• To the front 7 mm</li> <li>• To the left 2.5<sup>1</sup> mm</li> <li>• To the right 2.5<sup>1</sup> mm</li> </ul> <p><sup>1</sup> for hooks with Ø 5 mm</p>	<p>Adjustment ranges with suspension rail:</p> <ul style="list-style-type: none"> <li>• Downwards 10 mm</li> <li>• Upwards 8 mm</li> <li>• To the back 7 mm</li> <li>• To the front 7 mm</li> <li>• To the left 9 mm</li> <li>• To the right 9 mm</li> </ul>	<p>Cross-head screwdriver can be inserted at an angle.</p>
<p>Fixing with chipboard screws Ø 4 x 14, Euro countersunk screws Ø 6.5 x 13 or dowels Ø 10 x 12</p>		

## AS-41 Mixer Lift Fitting



- Can be used independently of different cabinet widths
- High-grade steel springs and plastic-bedded joints
- Easily accessible release buttons for extending and retracting the fitting
- Locking on both sides in the working and rest position
- Quick installation using Euro screws
- Load bearing capacity 10 kg
- Corrosion protection due to high-grade epoxy coating
- Working heights 410 mm available
- Steel construction
- Surface epoxy coated in white



## Order Information

Colour White	Working Height	Swivel Depth	Item No.
AS-4160	410	570	608.214.021

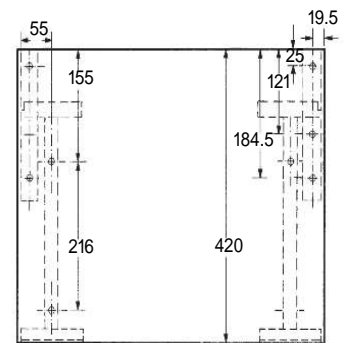
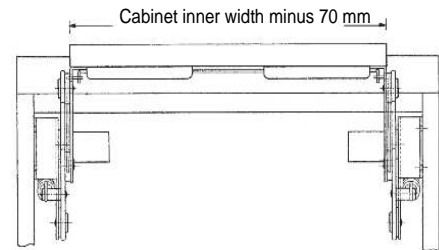
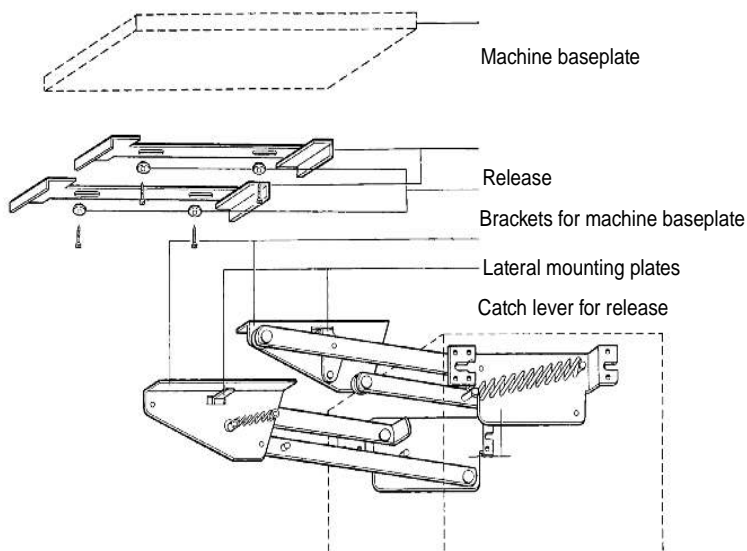
AS-41 set comprises:

- 1 right-hand mounting plates (1x)
- 2 left-hand mounting plates (1x)
- 3 right-hand machine base plates (1x)
- 4 left-hand machine base plates (1x)

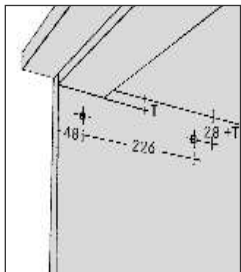


## ASSEMBLY AND INSTALLATION INFORMATION

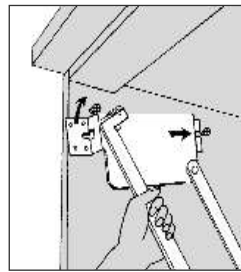
### Mounting positions



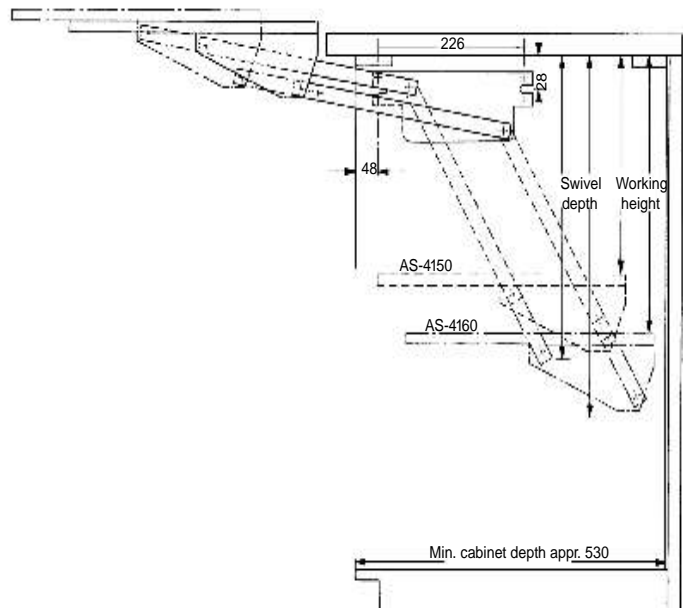
### Fast installation for AS mechanism



Pre-drill holes for Euro screws 6.0 x 1.5 (5 mm Ø) and screw Euro screws around 3 turns into the holes.



Insert the fitting and tighten the screws. Additionally secure with 3.5 x 15 chipboard screws.







- ♦ TATARIA is registered trade mark of Tataria's Hardware Innovations.
- ♦ We are not responsible for printing or photography errors occurred during process.
- ♦ Some of the product designs are registered, please do not tamper with the same.
- ♦ The surface finishing of the products shown in the catalogue may differ from actual finish.
- ♦ All the sizes mentioned are in mm and are written approximately.
- ♦ The technical presentation and dimension in illustration and drawing are non binding.
- ♦ We reserve the right to make change to specification at any time.



[www.tataria.in](http://www.tataria.in)